

A Guide For Parents- What To Do When Reading With Children

"We learn to read so that we may read to learn, but more important is to learn a love of reading."

Orin Cochrane

Speaking and Listening

- *Speaking and listening are vital skills children need to develop in order to live successful lives in society.*
- *They are also key skills for children developing their ability to read and write.*

What you can do

- *Talk to your children!*
- *Model and expect good listening.*
- *Encourage the understanding and use of new vocabulary.*
- *Read to your child regularly to develop their story language.*



Reading at home




- *Find a quiet place for reading.*
- *Let children see you reading.*
- *Try to ensure reading is an enjoyable experience!*
- *Talk about the pictures.*

Before Reading

- *Say the sounds at the beginning of the book*
- *The books we have in school may look different. Here is an example.*
- *Read the focus words/ common exception words / tricky words.*
- *Speak to your child's class teacher if you need advice or support.*

Before Reading

Say the sounds.
If your child needs help, point to the picture and read the word to them.

e  equal	a  acorn	e-e  trapeze	ea  leaf
--	--	--	--

Read the focus words.
The dots and dashes show where one sound is made by one or more letters. The smile line shows one sound made by two vowels that are split by a consonant.

quiet —	wide — . — .	beneath — . . . — .
---------------------------	------------------------	-------------------------------


During Reading

To encourage reading fluency and comprehension we would like children's reading experience to be as uninterrupted as possible. Therefore;

- It is important to read with your child a minimum of three times a week, for at least 5- 10 mins.
- Encourage children to read to you as independently as possible.
- For children who are still blending, encourage them to say each sound in the word and then read the word/caption/sentence back as a whole.

After Reading

- Different books have different guidance, use the information (usually found at the back of the book) to further develop comprehension and understanding of the book.
- Use this time to re-read sections as necessary, or to model reading.



Reading Record books

Please write a short comment in your child's reading record book when you read with them at home. See example.

Date	Book title and page number	Comments
6/2	The box	Read with Mum

When your child reads with an adult in school you will see this stamp in their book.

